

ENVIRONMENTAL PRODUCT DECLARATION

# BEHR PREMIUM PLUS ULTRA® PAINT & PRIMER IN ONE

INTERIOR PAINT



Shown above: BEHR PREMIUM PLUS ULTRA® Interior Eggshell Enamel is a Paint & Primer in One, versatile paint with excellent durability and high performance quality.

*In order to support comparative assertions, this EPD meets all comparability requirements stated in ISO 14025:2006. However, such differences in certain assumptions, data quality, and variability between LCA data sets may still exist. As such, caution should be exercised when evaluating EPDs from different manufacturers, as the EPD results may not be entirely comparable. Any EPD comparison must be carried out at the building level per ISO 21930 guidelines. The results of this EPD reflect an average performance by the product and its actual impacts may vary on a case-to-case basis.*



Masco Coatings Group, home to Behr Process Corporation and Masterchem Industries LLC, the makers of BEHR® and KILZ® Brands respectively, is one of the largest manufacturers and suppliers of paint, primers, stains and surface finish products to Do-it-Yourselfers and Professionals. Sustainability is the core concept of our business strategy and culture ensuring top economic, social and environmental performance. Masco Coatings Group's commitment to sustainability, quality, value and performance has driven our desire for innovation and transparency. The creation of a Life Cycle Assessment (LCA) report and Environmental Product Declarations (EPD) allows us to continually improve our operations and illustrate a complete story behind our products.

To learn more, visit [behr.com](http://behr.com) and [kilz.com](http://kilz.com).



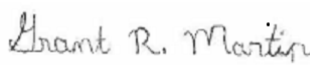



BEHR PREMIUM PLUS ULTRA® Interior Paint

According to ISO 14025 and ISO 21930:2007

This declaration is an environmental product declaration (EPD) in accordance with ISO 14025. EPDs rely on Life Cycle Assessment (LCA) to provide information on a number of environmental impacts of products over their life cycle. Exclusions: EPDs do not indicate that any environmental or social performance benchmarks are met, and there may be impacts that they do not encompass. LCAs do not typically address the site-specific environmental impacts of raw material extraction, nor are they meant to assess human health toxicity. EPDs can complement but cannot replace tools and certifications that are designed to address these impacts and/or set performance thresholds – e.g. Type 1 certifications, health assessments and declarations, environmental impact assessments, etc. Accuracy of Results: EPDs regularly rely on estimations of impacts, and the level of accuracy in estimation of effect differs for any particular product line and reported impact. Comparability: EPDs are not comparative assertions and are either not comparable or have limited comparability when they cover different life cycle stages, are based on different product category rules or are missing relevant environmental impacts. EPDs from different programs may not be comparable.



|   |  |
|---|--|
| PROGRAM OPERATOR  | UL Environment   |
| DECLARATION HOLDER  | Behr   |
| DECLARATION NUMBER  | 4787851154.105.1   |
| DECLARED PRODUCT  | BEHR PREMIUM ULTRA Interior Paint  |
| REFERENCE PCR   | PCR for architectural coating: NAICS 325510, NSF 2015  |
| DATE OF ISSUE   | February 22, 2018  |
| PERIOD OF VALIDITY  | 5 Years  |
| CONTENTS OF THE DECLARATION   | Product definition and information about building physics<br>Information about basic material and the material's origin<br>Description of the product's manufacture<br>Indication of product processing<br>Information about the in-use conditions<br>Life cycle assessment results<br>Testing results and verifications |
| The PCR review was conducted by:  | Review Panel   |
|   | Chair: Tomas P. Gloria<br>ncss@nsf.org   |
| This declaration was independently verified in accordance with ISO 14025 by Underwriters Laboratories<br><input type="checkbox"/> INTERNAL <input checked="" type="checkbox"/> EXTERNAL | <br>Grant R. Martin, UL Environment  |
|   | <br>Thomas Gloria, Industrial Ecology Consultants   |

This EPD conforms with ISO 21930:2007



## Product Definition

This Environmental Product Declaration covers Behr Process Corporation BEHR Premium Plus Ultra® Interior Paints, which deliver superior adhesion and surface sealing. BEHR Premium Plus Ultra® Interior can be applied to a multitude of interior surfaces.

## Declared Product Description

The BEHR Premium Plus Ultra® Interior is GREENGUARD® Gold certified, high performance, Stain-Blocking Paint & Primer in One. It provides exceptional durability and an extra protective shell, featuring NONOGAURD® Technology, for an extra durable paint film. BEHR Premium Plus Ultra® Interior is stain and scuff resistant, washable, easy-clean, with an antimicrobial-mildew resistant finish. This product line includes the following sheens: 1750 BEHR Premium Plus Ultra® Interior Matte, 2750 BEHR Premium Plus Ultra® Interior Eggshell, 7750 BEHR Premium Plus Ultra® Interior Satin, 3750 BEHR Premium Plus Ultra® Interior Semi-gloss, and 8750 BEHR Premium Plus Ultra® Interior High Gloss, and is available in half-pint, quart, gallon, two-gallon, and 5-gallon size containers. There are tint bases offered for all sheens in the series as follows: White, Medium, and Deep Bases that allow custom tinting to any desired color.

**Table 1: List of BEHR Premium Plus Ultra® Interior Formulas**

| Product Number | Sheen      | Base Type |
|----------------|------------|-----------|
| 1750           | Matte      | White     |
| 1754           | Matte      | Medium    |
| 1753           | Matte      | Deep      |
| 2750           | Eggshell   | White     |
| 2754           | Eggshell   | Medium    |
| 2753           | Eggshell   | Deep      |
| 7750           | Satin      | White     |
| 7754           | Satin      | Medium    |
| 7753           | Satin      | Deep      |
| 3750           | Semi-Gloss | White     |
| 3754           | Semi-Gloss | Medium    |
| 3753           | Semi-Gloss | Deep      |
| 8750           | High-Gloss | White     |
| 8754           | High-Gloss | Medium    |
| 8753           | High-Gloss | Deep      |



## Product Components Related to Life Cycle Assessment

The material composition of the paints are in the following range:

**Table 2: Material composition range in % by mass for the BEHR Premium Plus Ultra® Interior Paint product line**

|                                     | Minimum [%] | Maximum [%] |
|-------------------------------------|-------------|-------------|
| Acrylic resin                       | 34.9        | 85.9        |
| Additive - silicone                 | 0.00        | 0.040       |
| Additive - sodium hexametaphosphate | 0.00        | 0.209       |
| Additive - stain blocker            | 0.00        | 0.566       |
| Attapulgite clay                    | 0.00        | 0.730       |
| Ceramic                             | 0.00        | 9.76        |
| Coalescent                          | .993        | 3.57        |
| Defoamer                            | 0.116       | 0.749       |
| Diatomaceous earth                  | 0.00        | 3.67        |
| Dispersant                          | 0.141       | 1.36        |
| Kaolin                              | 0.00        | 3.33        |
| Nepheline syenite                   | 0.00        | 11.3        |
| pH buffer                           | 0.048       | 0.199       |
| Polyethylene/paraffin coemulsion    | 0.00        | 0.055       |
| Preservative                        | 0.390       | 0.832       |
| Rheology modifier                   | 2.55        | 6.13        |
| Solvent - ethylene glycol           | 0.00        | 0.976       |
| Styrene acrylic resin               | 0.00        | 4.83        |
| Surfactant                          | 0.338       | 0.900       |
| Titanium dioxide - slurry           | 0.00        | 31.1        |
| Water                               | 2.55        | 26.7        |

The functional unit for the study was covering and protecting 1m<sup>2</sup> of substrate for a period of 60 years (the assumed lifetime of a building), exhibiting 97% opacity after drying. The functional unit and reference flow required for the functional unit were calculated for both the market life and design life as prescribed by the PCR. Market life for interior paints is 5 years and design life is based on the quality determined by ASTM test methods for scrub resistance (ASTM D2486 - 06(2012)e1), burnish (ASTM D6736 - 08(2013)), and washability (ASTM D4828 - 94(2012)e1). Design life reference flow and colorant quantity for paint products are shown in Table 4 and market life reference flow and colorant quantity are shown in Table 5. Results were calculated for all base and sheen formulations. For further technical information on BEHR Premium Plus Ultra® Interior Paint, visit [behr.com](http://behr.com).



**Table 3: Design life by coating type and quality designation**

| Coating Type   | Low Quality | Mid Quality | High Quality | Alternative |
|----------------|-------------|-------------|--------------|-------------|
| Interior Paint | 3 years     | 7 years     | 15 years     | N/A         |
| Exterior Paint | 5 years     | 10 years    | 20 years     | Warranty    |

**Table 4: Design Life- Lifetime, reference flow, and quantity of colorant**

|      | Lifetime (years) | Reference flow | Carbon black input |
|------|------------------|----------------|--------------------|
| 1750 | 15               | 0.559          | 0.0351             |
| 1753 | 15               | 0.5            | 0.12               |
| 1754 | 15               | 0.54           | 0.0932             |
| 2750 | 15               | 0.54           | 0.0357             |
| 2753 | 15               | 0.468          | 0.123              |
| 2754 | 15               | 0.505          | 0.0959             |
| 3750 | 15               | 0.513          | 0.0365             |
| 3753 | 15               | 0.44           | 0.127              |
| 3754 | 15               | 0.482          | 0.0978             |
| 7750 | 15               | 0.518          | 0.0363             |
| 7753 | 15               | 0.448          | 0.101              |
| 7754 | 15               | 0.493          | 0.12               |
| 8750 | 15               | 0.522          | 0.0362             |
| 8753 | 15               | 0.431          | 0.103              |
| 8754 | 15               | 0.488          | 0.121              |

**Table 5: Market Life- Lifetime, reference flow, and quantity of colorant**

|      | Lifetime (years) | Reference flow | Carbon black input |
|------|------------------|----------------|--------------------|
| 1750 | 5                | 1.68           | 0.075              |
| 1753 | 5                | 1.5            | 0.244              |
| 1754 | 5                | 1.62           | 0.195              |
| 2750 | 5                | 1.62           | 0.0755             |
| 2753 | 5                | 1.41           | 0.246              |
| 2754 | 5                | 1.52           | 0.197              |
| 3750 | 5                | 1.54           | 0.0763             |
| 3753 | 5                | 1.32           | 0.249              |
| 3754 | 5                | 1.45           | 0.198              |
| 7750 | 5                | 1.56           | 0.0761             |





|      |   |      |       |
|------|---|------|-------|
| 7753 | 5 | 1.34 | 0.201 |
| 7754 | 5 | 1.48 | 0.244 |
| 8750 | 5 | 1.57 | 0.076 |
| 8753 | 5 | 1.29 | 0.202 |
| 8754 | 5 | 1.47 | 0.245 |

## Scope and Boundaries of the Life Cycle Assessment

### System Boundaries

The LCA was performed according to ISO 14040 standards. The system is a cradle-to-grave LCA and includes the following modules as defined in the PCR. The declaration covers the full range of BEHR Premium Plus Ultra® Interior sold in the North American market for the reference year.

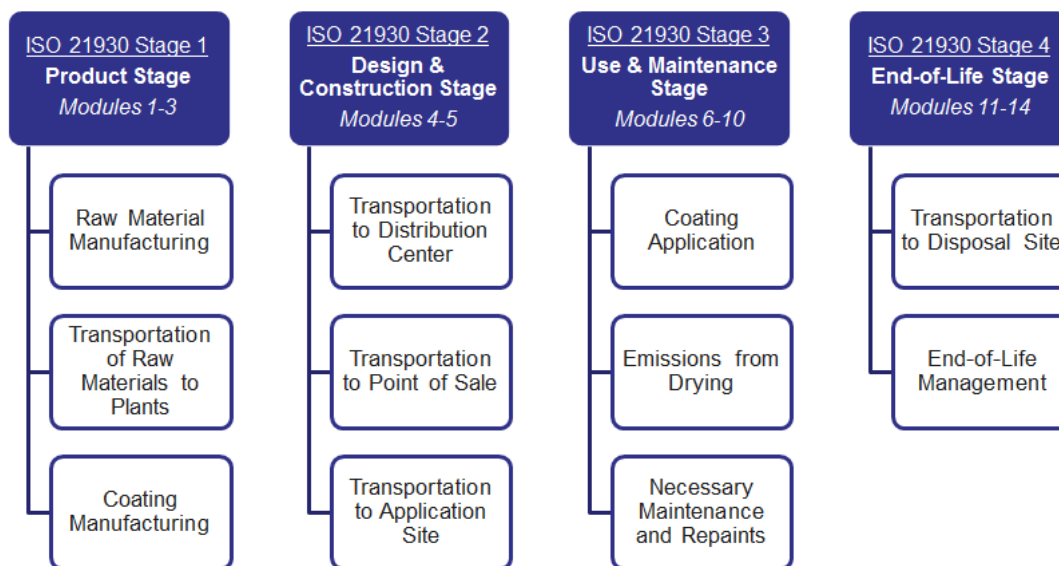


Figure 1: System boundaries for cradle to grave LCA

### Assumptions

The described modeling approach makes assumptions in order to represent the cradle-to-grave environmental performance of Behr paint products. These assumptions include those that are prescribed by the PCR, such as in packaging disposal and recovery treatment, as well as transportation distances and use phase assumptions.





**Cut-off Criteria**

No cut-off criteria are defined by this study. For processes within the system boundary, all available energy and material flow data have been included in the model.

**Data Quality**

Primary data were obtained from Behr's eight facilities, one each in Chicago Heights, IL; Allentown, PA; St. Louis, MO; Roanoke, TX; and Atlanta, GA; and three in Santa Ana, CA for the 2016 reference year. Background data were obtained from the GaBi 2017 database and are representative of the years 2007-2016. Overall, both primary and background data are representative of the product system and have been deemed very good quality.

**Allocation**

Manufacturing inputs for the eight facilities were allocated to each paint product by mass.

**Product Stage**

BEHR PREMIUM PLUS ULTRA Interior Paint are produced at Behr's production facilities according to the following processing steps.

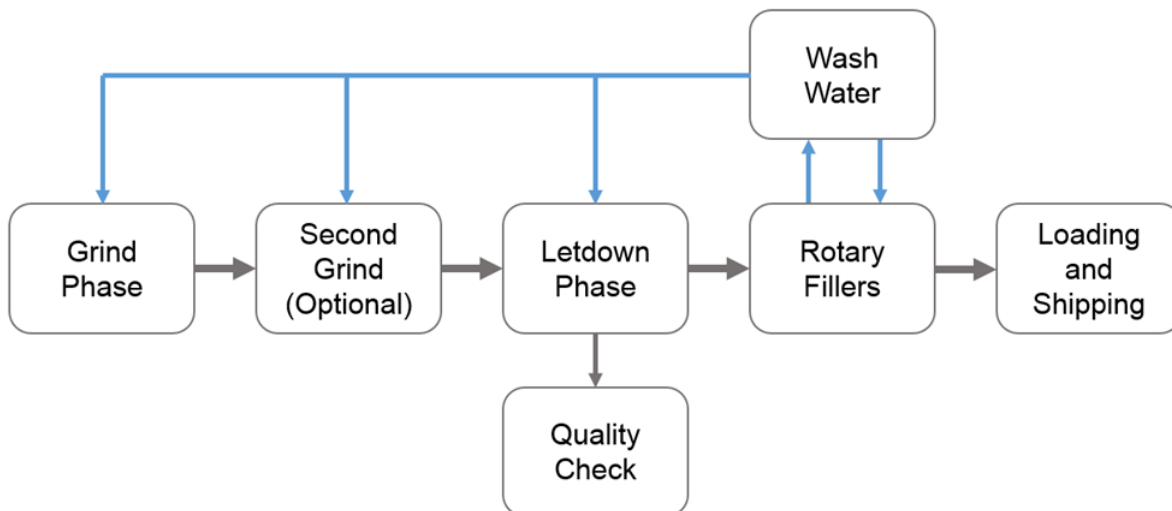


Figure 2: Behr process flow schematic





### Design and Construction Stage

---

The design and construction stage begins with the packaged paint product leaving the production site and ends with the coating being delivered to the point of application. Within this stage, the paint product is modeled as distributed to a warehouse and from there to Home Depot stores. At the stores, it is purchased and transported to the point of application. This stage also includes the addition of colorant, represented by carbon black, at the point of sale, per the PCR.

### Use and Maintenance Stage

---

#### Application and Use

---

The use stage begins when the user applies the product to a substrate. Environmental burdens associated with repaints are attributed to the original stage in which they occurred (e.g. production of the coating for the repaint is attributed to Stage 1 - Product). This stage does not require any energy or additional cleaning inputs, but includes the VOCs emitted during application. The BEHR Premium Plus Ultra® Interior Paint are low-VOC paint products.

#### Health, Safety, and Environmental Aspects during Installation

---

Customers obtain material from a store or have the store deliver it. The customer or their contractor applies the coating to substrate(s) at customer site(s). The coating remains on the substrate material until the substrate is disposed of. This may include up to a 60 year life time, with additional /subsequent protective coatings. If the coating is handled and applied using the recommendations in the safety data sheet and technical data sheet, minimal health and environmental impacts should occur, and maximum product and substrate life should be expected.

#### Waste

---

Disposal of any leftover coating and discarded packaging is categorized under the end-of-life stage. A 10% paint loss rate during application was included per the PCR.

#### Packaging

---

BEHR Premium Plus Ultra® Interior Paint are available in half pint, quart, 1-gallon, 2-gallon and 5-gallon plastic containers. Plastic packaging is often made from 100% recycled material.





---

## End of Life Stage

---

### Recycling or Reuse

---

Home Depot stores encourage customers to use PaintCare or local paint recycling programs.

### Unused Materials

---

The manufacturing facilities recycle materials and by-products. The Chicago Heights, Atlanta, Garry, and Roanoke facilities also send off-spec products to GDB International, an organization that recycles paint waste into paint products.

### Disposal

---

Product end-of-life occurs with the disposal of the substrate material. 100% of the waste is disposed of in a landfill at the end-of-life stage, and cannot be separated from the substrate before disposal. Packaging is recovered at a rate of 9.5% for plastics, 33% for metals, and 65% for paper and corrugate material. Recovery rates represent the average fraction of generated waste that is recovered in the US.



## Life Cycle Impact Assessment

In accordance to the guiding PCR, TRACI 2.1 impact characterization methodology is used to calculate the declared environmental impacts, except for global warming potential results, which follow the methodology in the IPCC 5th assessment report. Additional inventory metrics are also calculated per the guiding PCR. The declared impacts and inventory metrics are summarized in this section.

### Key Environmental Parameters

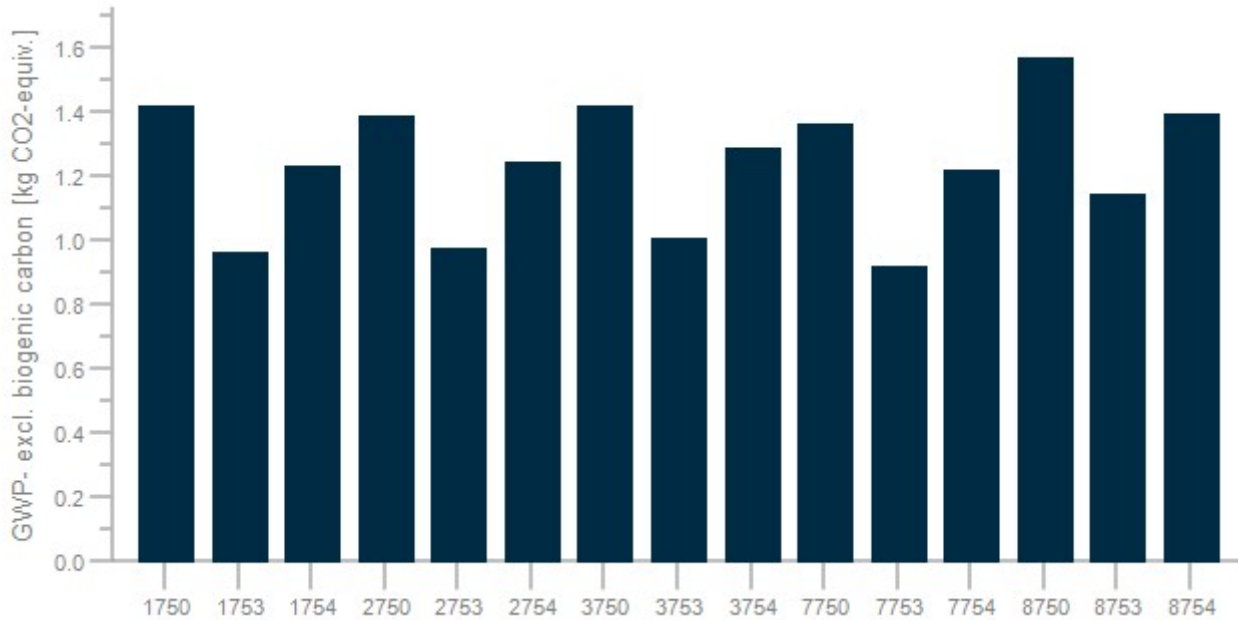


Figure 3: Global warming potential, excluding biogenic carbon for design lifetime

Table 6: Impact assessment results for design lifetime by PCR stages, (representative product, BEHR Premium Plus Ultra® Interior 1750)

|  | Stage 1  | Stage 2  | Stage 3  | Stage 4  |
|--|----------|----------|----------|----------|
| GWP, excl. biogenic carbon [kg CO2-Equiv.] | 1.21E00  | 1.73E-01 |          | 3.15E-02 |
| GWP, incl. biogenic carbon [kg CO2-Equiv.] | 1.21E00  | 1.70E-01 |          | 3.21E-02 |
| Acidification [kg SO2-Equiv.]              | 2.36E-02 | 4.81E-04 |          | 4.44E-04 |
| Eutrophication [kg N-Equiv.]               | 2.40E-04 | 4.30E-05 |          | 1.70E-04 |
| Ozone depletion [kg CFC 11-Equiv.]         | 1.19E-09 | 4.74E-12 |          | 1.14E-10 |
| Smog formation [kg O3-Equiv.]              | 5.41E-02 | 1.12E-02 | 2.48E-10 | 3.92E-03 |



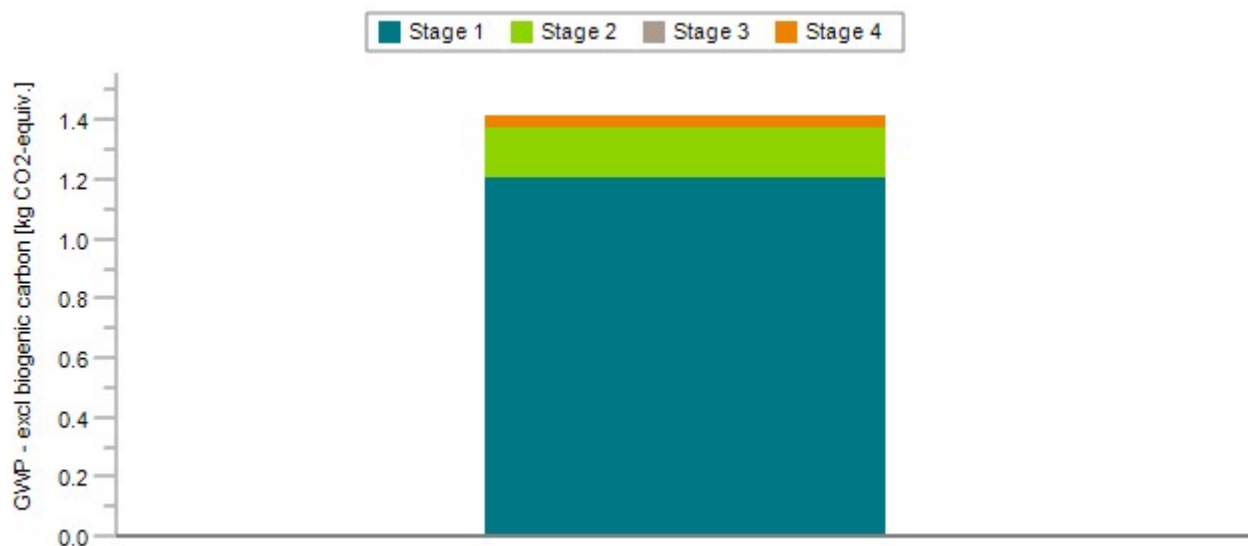


Figure 4: Global warming Potential, excluding biogenic carbon for design lifetime, (representative product, BEHR Premium Plus Ultra® Interior 1750)

Table 7: Impact assessment results for design lifetime

|      | GWP, excl. biogenic carbon [kg CO2-Equiv.] | GWP, incl. biogenic carbon [kg CO2-Equiv.] | Acidification [kg SO2-Equiv.] | Eutrophication [kg N-Equiv.] | Ozone depletion [kg CFC 11-Equiv.] | Smog formation [kg O3-Equiv.] |
|------|--|--|-------------------------------|------------------------------|------------------------------------|-------------------------------|
| 1750 | 1.42E00                                    | 1.42E00                                    | 2.45E-02                      | 4.53E-04                     | 1.31E-09                           | 6.92E-02                      |
| 1753 | 9.60E-01                                   | 9.50E-01                                   | 2.95E-03                      | 3.07E-04                     | 1.47E-09                           | 4.12E-02                      |
| 1754 | 1.23E00                                    | 1.23E00                                    | 1.62E-02                      | 3.93E-04                     | 1.22E-09                           | 5.71E-02                      |
| 2750 | 1.39E00                                    | 1.38E00                                    | 2.23E-02                      | 4.37E-04                     | 1.52E-09                           | 6.65E-02                      |
| 2753 | 9.71E-01                                   | 9.62E-01                                   | 2.96E-03                      | 2.97E-04                     | 1.05E-09                           | 4.08E-02                      |
| 2754 | 1.24E00                                    | 1.24E00                                    | 1.43E-02                      | 3.79E-04                     | 1.37E-09                           | 5.58E-02                      |
| 3750 | 1.42E00                                    | 1.42E00                                    | 2.39E-02                      | 4.34E-04                     | 1.03E-09                           | 6.72E-02                      |
| 3753 | 1.00E00                                    | 9.96E-01                                   | 3.01E-03                      | 2.93E-04                     | 8.88E-10                           | 4.18E-02                      |
| 3754 | 1.29E00                                    | 1.28E00                                    | 1.48E-02                      | 3.77E-04                     | 1.05E-09                           | 5.68E-02                      |
| 7750 | 1.36E00                                    | 1.36E00                                    | 2.16E-02                      | 4.23E-04                     | 1.30E-09                           | 6.45E-02                      |
| 7753 | 9.17E-01                                   | 9.09E-01                                   | 2.80E-03                      | 2.83E-04                     | 8.69E-10                           | 3.90E-02                      |
| 7754 | 1.22E00                                    | 1.21E00                                    | 1.39E-02                      | 3.65E-04                     | 9.76E-10                           | 5.38E-02                      |
| 8750 | 1.57E00                                    | 1.57E00                                    | 2.57E-02                      | 4.65E-04                     | 1.43E-09                           | 7.34E-02                      |
| 8753 | 1.14E00                                    | 1.13E00                                    | 3.35E-03                      | 3.11E-04                     | 1.08E-09                           | 4.61E-02                      |
| 8754 | 1.39E00                                    | 1.39E00                                    | 1.67E-02                      | 3.98E-04                     | 1.50E-09                           | 6.06E-02                      |



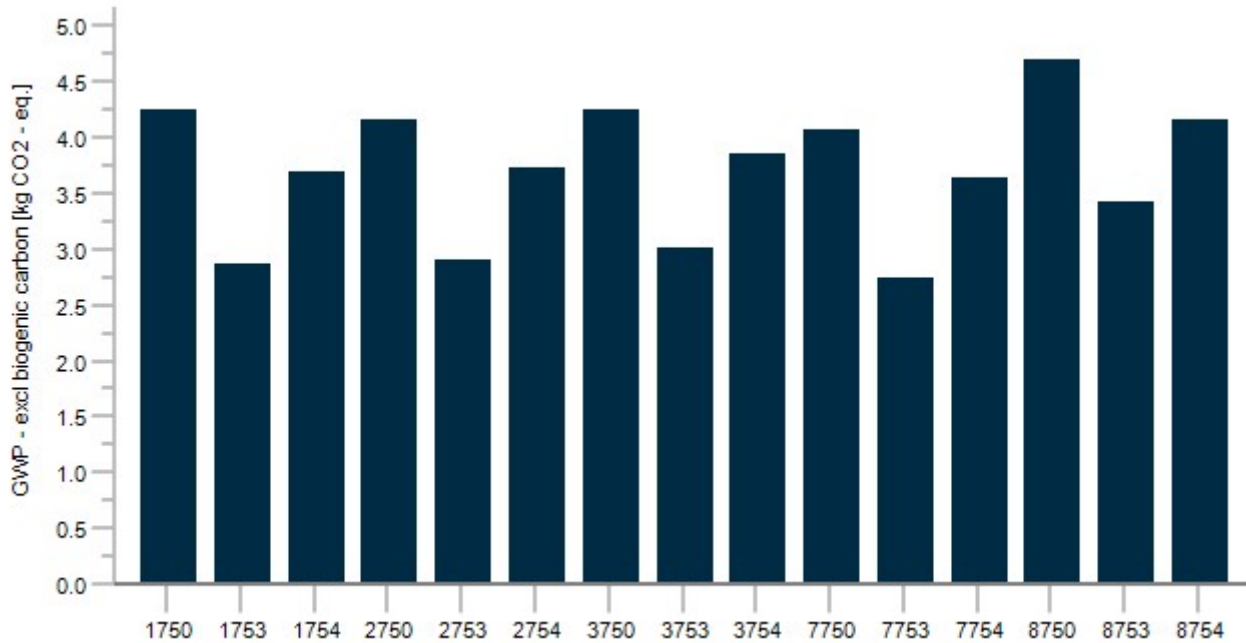


Figure 5: Global warming potential, excluding biogenic carbon for market lifetime

Table 8: Life cycle inventory data for market lifetime, (representative product, BEHR Premium Plus Ultra® Interior 1750)

|  | Stage 1  | Stage 2  | Stage 3  | Stage 4  |
|--|----------|----------|----------|----------|
| GWP, excl. biogenic carbon [kg CO2-Equiv.] | 3.63E00  | 5.20E-01 |          | 9.46E-02 |
| GWP, incl. biogenic carbon [kg CO2-Equiv.] | 3.64E00  | 5.10E-01 |          | 9.63E-02 |
| Acidification [kg SO2-Equiv.]              | 7.07E-02 | 1.44E-03 |          | 1.33E-03 |
| Eutrophication [kg N-Equiv.]               | 7.21E-04 | 1.29E-04 |          | 5.11E-04 |
| Ozone depletion [kg CFC 11-Equiv.]         | 3.56E-09 | 1.42E-11 |          | 3.42E-10 |
| Smog formation [kg O3-Equiv.]              | 1.62E-01 | 3.37E-02 | 7.45E-10 | 1.18E-02 |



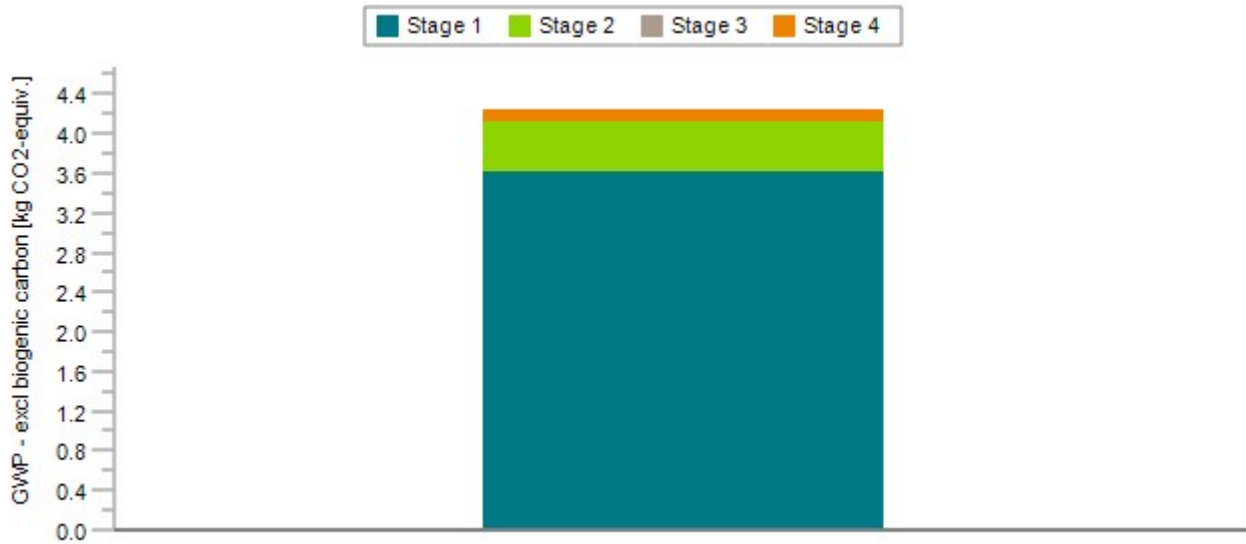


Figure 6: Global warming Potential, excluding biogenic carbon for market lifetime, (representative product, BEHR Premium Plus Ultra® Interior 1750)

Table 9: Impact assessment results for market lifetime

|      | GWP, excl. biogenic carbon [kg CO2-Equiv.] | GWP, incl. biogenic carbon [kg CO2-Equiv.] | Acidification [kg SO2-Equiv.] | Eutrophication [kg N-Equiv.] | Ozone depletion [kg CFC 11-Equiv.] | Smog formation [kg O3-Equiv.] |
|------|--|--|-------------------------------|------------------------------|------------------------------------|-------------------------------|
| 1750 | 4.25E00                                    | 4.25E00                                    | 7.35E-02                      | 1.36E-03                     | 3.92E-09                           | 2.08E-01                      |
| 1753 | 2.88E00                                    | 2.85E00                                    | 8.86E-03                      | 9.20E-04                     | 4.40E-09                           | 1.24E-01                      |
| 1754 | 3.69E00                                    | 3.68E00                                    | 4.86E-02                      | 1.18E-03                     | 3.66E-09                           | 1.71E-01                      |
| 2750 | 4.16E00                                    | 4.15E00                                    | 6.69E-02                      | 1.31E-03                     | 4.56E-09                           | 1.99E-01                      |
| 2753 | 2.91E00                                    | 2.89E00                                    | 8.88E-03                      | 8.90E-04                     | 3.14E-09                           | 1.23E-01                      |
| 2754 | 3.73E00                                    | 3.72E00                                    | 4.29E-02                      | 1.14E-03                     | 4.10E-09                           | 1.67E-01                      |
| 3750 | 4.26E00                                    | 4.26E00                                    | 7.17E-02                      | 1.30E-03                     | 3.08E-09                           | 2.02E-01                      |
| 3753 | 3.01E00                                    | 2.99E00                                    | 9.03E-03                      | 8.78E-04                     | 2.66E-09                           | 1.25E-01                      |
| 3754 | 3.86E00                                    | 3.85E00                                    | 4.43E-02                      | 1.13E-03                     | 3.16E-09                           | 1.71E-01                      |
| 7750 | 4.08E00                                    | 4.08E00                                    | 6.49E-02                      | 1.27E-03                     | 3.89E-09                           | 1.93E-01                      |
| 7753 | 2.75E00                                    | 2.73E00                                    | 8.39E-03                      | 8.50E-04                     | 2.61E-09                           | 1.17E-01                      |
| 7754 | 3.65E00                                    | 3.64E00                                    | 4.18E-02                      | 1.09E-03                     | 2.93E-09                           | 1.61E-01                      |
| 8750 | 4.70E00                                    | 4.70E00                                    | 7.71E-02                      | 1.39E-03                     | 4.28E-09                           | 2.20E-01                      |
| 8753 | 3.42E00                                    | 3.40E00                                    | 1.01E-02                      | 9.34E-04                     | 3.23E-09                           | 1.38E-01                      |
| 8754 | 4.17E00                                    | 4.16E00                                    | 5.00E-02                      | 1.19E-03                     | 4.51E-09                           | 1.82E-01                      |





**Material and Energy Resources, Emissions, and Wastes**

The additional inventory results required by the PCR for each product are shown in the tables below.

**Table 10: Energy resources for design lifetime, (representative product, BEHR Premium Plus Ultra® Interior 1750) [MJ, net calorific value]**

|                                  | Stage 1  | Stage 2  | Stage 3 | Stage 4   |
|----------------------------------|----------|----------|---------|-----------|
| Crude oil (resource)             | 7.11E00  | 2.76E00  |         | 2.45E-01  |
| Hard coal (resource)             | 3.90E00  | 8.31E-02 |         | -2.82E-02 |
| Lignite (resource)               | 8.48E-01 | 9.29E-03 |         | 1.33E-02  |
| Natural gas (resource)           | 1.09E01  | 1.28E-01 |         | 3.51E-02  |
| Peat (resource)                  | 9.51E-04 | 5.08E-06 |         | -1.29E-07 |
| Uranium (resource)               | 1.22E00  | 4.23E-02 |         | 4.71E-03  |
| Primary energy from geothermics  | 3.13E-02 | 1.42E-03 |         | -2.07E-04 |
| Primary energy from hydro power  | 2.46E-01 | 9.56E-03 |         | 2.75E-03  |
| Primary energy from solar energy | 8.12E-01 | 9.67E-02 |         | 2.30E-02  |
| Primary energy from waves        | 1.43E-08 | 4.08E-15 |         | -2.93E-09 |
| Primary energy from wind power   | 3.18E-01 | 7.57E-03 |         | 2.64E-03  |

**Table 11: Material resources for design lifetime, (representative product, BEHR Premium Plus Ultra® Interior 1750)**

|                         | Stage 1 | Stage 2  | Stage 3 | Stage 4  |
|-------------------------|---------|----------|---------|----------|
| Non renewable resources | 2.46E00 | 2.93E-02 |         | 1.35E-01 |
| Renewable resources     | 5.61E02 | 1.65E01  |         | 1.22E01  |

Water consumption constitutes the majority of renewable resource consumption.

**Table 12: Other environmental information for design lifetime, (representative product, BEHR Premium Plus Ultra® Interior 1750)**

|                                     | Stage 1  | Stage 2  | Stage 3 | Stage 4  |
|-------------------------------------|----------|----------|---------|----------|
| Blue water consumption [kg]         | 6.21E00  | 7.12E-01 |         | 3.81E-02 |
| Hazardous waste, deposited [kg]     | 3.42E-06 | 5.32E-07 |         | 1.91E-09 |
| Non-hazardous waste, deposited [kg] | 1.54E-02 | 2.76E-04 |         | 6.37E-01 |
| Recycled materials [kg]             |          |          |         | 7.70E-03 |
| Secondary raw material [kg]         | 5.44E-04 |          |         |          |





**Table 13: Energy resources for market lifetime, (representative product, BEHR Premium Plus Ultra® Interior 1750) [MJ, net calorific value]**

|                                  | Stage 1  | Stage 2  | Stage 3 | Stage 4   |
|----------------------------------|----------|----------|---------|-----------|
| Crude oil (resource)             | 2.13E01  | 8.29E00  |         | 7.36E-01  |
| Hard coal (resource)             | 1.17E01  | 2.49E-01 |         | -8.46E-02 |
| Lignite (resource)               | 2.54E00  | 2.79E-02 |         | 3.99E-02  |
| Natural gas (resource)           | 3.27E01  | 3.85E-01 |         | 1.05E-01  |
| Peat (resource)                  | 2.85E-03 | 1.53E-05 |         | -3.88E-07 |
| Uranium (resource)               | 3.65E00  | 1.27E-01 |         | 1.41E-02  |
| Primary energy from geothermics  | 9.40E-02 | 4.25E-03 |         | -6.20E-04 |
| Primary energy from hydro power  | 7.39E-01 | 2.87E-02 |         | 8.25E-03  |
| Primary energy from solar energy | 2.43E00  | 2.90E-01 |         | 6.90E-02  |
| Primary energy from waves        | 4.30E-08 | 1.22E-14 |         | -8.79E-09 |
| Primary energy from wind power   | 9.53E-01 | 2.27E-02 |         | 7.91E-03  |

**Table 14: Material resources for market lifetime, (representative product, BEHR Premium Plus Ultra® interior 1750)**

|                         | Stage 1 | Stage 2  | Stage 3 | Stage 4  |
|-------------------------|---------|----------|---------|----------|
| Non renewable resources | 7.37E00 | 8.79E-02 |         | 4.06E-01 |
| Renewable resources     | 1.68E03 | 4.94E01  |         | 3.65E01  |

Water consumption constitutes the majority of renewable resource consumption.

**Table 15: Other environmental information for market lifetime, (representative product, BEHR Premium Plus Ultra® interior 1750)**

|                                     | Stage 1  | Stage 2  | Stage 3 | Stage 4  |
|-------------------------------------|----------|----------|---------|----------|
| Blue water consumption [kg]         | 1.86E01  | 2.13E00  |         | 1.14E-01 |
| Hazardous waste, deposited [kg]     | 1.03E-05 | 1.59E-06 |         | 5.74E-09 |
| Non-hazardous waste, deposited [kg] | 4.62E-02 | 8.29E-04 |         | 1.91E00  |
| Recycled materials [kg]             |          |          |         | 2.31E-02 |
| Secondary raw material [kg]         | 1.63E-03 |          |         |          |

### Impact Assessment Interpretation

For the BEHR PREMIUM PLUS ULTRA® Interior Paint products, raw materials and manufacturing (Stage 1) are the highest contributors to all impact categories. The impact from the design and construction stage is small but not insignificant and can be mostly attributed to transportation.





## Other Environmental Information



### GREENGUARD Certification

BEHR Premium Plus Ultra<sup>®</sup> Interior is GREENGUARD<sup>®</sup> and GREENGUARD<sup>®</sup> Gold Certified. This third-party certification assures our paints are low-emitting and contribute to healthy indoor environments.

GREENGUARD<sup>®</sup> Certification establishes acceptable indoor air standards for indoor products, environments, and buildings. GREENGUARD<sup>®</sup> Gold Certification offers stricter certification criteria, considers safety factors to account for sensitive individuals (such as children and the elderly), and ensures that a product is acceptable for use in environments such as schools and healthcare facilities.

GREENGUARD<sup>®</sup> certified products are referenced standards in numerous sustainable building initiatives including: Leadership in Energy and Environmental Design (LEED<sup>®</sup>), Collaborative for High Performance Schools (CHPS), Green Guide for Health Care (GGHC), Sustainable Building Industry Council (SBIC) and many others. For more information on the GREENGUARD Certification Program emission standards visit [greenguard.org](http://greenguard.org).



### MPI Extreme Green Performance™ Standard (MPI GPS-2-12)

BEHR Premium Plus Ultra<sup>®</sup> is certified with the MPI Extreme Green Performance™ (X-Green) Standard, a three-pronged standard that has requirements on indoor air quality, durability, and environmental safety of paint products.

MPI's Green Performance™ Standards were established to challenge the thinking that VOC level alone should determine a 'green' coating. MPI believes that performance and durability are critical to true sustainability, since premature failure and the frequent repainting that results inevitably leads to greater VOC emissions and non-sustainable and costly maintenance operations. Therefore, paints certified to MPI's Green Performance™ Standard:

- 1) Provide performance and durability equal to their 'conventional' counterparts;
- 2) Have eliminated or contain only trace quantities of various undesirable chemical compounds such as phthalates;
- 3) Have reduced VOC. MPI's GPS 2 -- the most stringent in North America when introduced in 2007 -- has a maximum allowable VOC of 50 g/l across the board for all paint types.

The Extreme Green Environmental Performance™ Standard, which complements MPI's Green Performance™ Standards includes the following additional requirements:

- 1) No carcinogenic ingredients;
- 2) Maximum 50 g/l VOC;
- 3) Submit a third-party test result verifying they meet CHPS (Collaborative for High Performance Schools) emissions requirements;
- 4) The certification of emissions compliance to CHPS must be within 2 years of testing.

The MPI Green Performance™ Standard is the only green paint/coatings certification required by both the US and Canadian governments, and referenced by the South Coast Air Quality Management District (SCAQMD).





## References

|              |   |
|--------------|---|
| GABI TS 2017 | thinkstep AG; GaBi ts: Software-System and Database for Life Cycle Engineering. Copyright, TM. Stuttgart, Echterdingen, 1992-2016.  |
| IPCC 2013    | IPCC. (2013). <i>Climate Change 2013: The Physical Science Basis</i> . Genf, Schweiz: IPCC.   |
| ISO 14025    | ISO 14025:2011-10 Environmental labels and declarations - Type III environmental declarations - Principles and procedures   |
| ISO 14040    | ISO 14040:2009-11 Environmental management - Life cycle assessment - Principles and framework   |
| ISO 14044    | ISO 14044:2006-10 Environmental management - Life cycle assessment - Requirements and guidelines  |
| NSF 2015     | NSF. (2015). <i>Product Category Rule (PCR) for Architectural Coatings</i> . USA: NSF.  |
| USEPA 2012   | NUS Environmental Protection Agency. (2012). <i>Tool for the Reduction and Assessment of Chemical and other Environmental Impacts (TRACI) – User's Manual</i> . Washington, D.C.: U.S. EPA.   |
| USEPA 2015   | US Environmental Protection Agency. (2015, June). <i>Advancing Sustainable Materials Management: 2013 Fact Sheet. Assessing Trends in Material Generation, Recycling and Disposal in the United States</i> . Retrieved from US EPA: <a href="https://www.epa.gov/sites/production/files/2015-09/documents/2013_advncng_smm_fs.pdf">https://www.epa.gov/sites/production/files/2015-09/documents/2013_advncng_smm_fs.pdf</a> |

## Contact Information

### Study Commissioner



Behr Process Corporation

+1 (714) 545-7101, [EHS@Behr.com](mailto:EHS@Behr.com)

3001 S. Yale St., Santa Ana, CA 92704

[www.behr.com](http://www.behr.com)

### LCA Practitioner



thinkstep

thinkstep, inc.

+1 (617) 247-4477, [info@thinkstep.com](mailto:info@thinkstep.com)

170 Milk St, 3rd floor, Boston, MA 02109

[www.thinkstep.com](http://www.thinkstep.com)