

ENVIRONMENTAL PRODUCT DECLARATION

# BEHR PREMIUM PLUS<sup>®</sup> INTERIOR PAINT

INTERIOR PAINTS



The Behr Paint Company, home to Behr Process Corporation and Masterchem Industries LLC, the makers of BEHR<sup>®</sup> and KILZ<sup>®</sup> Brands respectively, is one of the largest manufacturers and suppliers of paint, primers, stains and surface finish products to Do-it-Yourselfers and Professionals. Sustainability is the core concept of our business strategy and culture ensuring top economic, social and environmental performance. The Behr Paint Company's commitment to sustainability, quality, value and performance has driven our desire for innovation and transparency. The creation of a Life Cycle Assessment (LCA) report and Environmental Product Declarations (EPD) allows us to continually improve our operations and illustrate a complete story behind our products.

To learn more, visit [behr.com](http://behr.com) and [kilz.com](http://kilz.com).



*Shown above: BEHR PREMIUM PLUS<sup>®</sup> Interior Paint is a low odor, 100% acrylic, Paint & Primer in One that provides exceptional value and durability.*



*In order to support comparative assertions, this EPD meets all comparability requirements stated in ISO 14025:2006. However, such differences in certain assumptions, data quality, and variability between LCA data sets may still exist. As such, caution should be exercised when evaluating EPDs from different manufacturers, as the EPD results may not be entirely comparable. Any EPD comparison must be carried out at the building level per ISO 21930 guidelines. The results of this EPD reflect an average performance by the product and its actual impacts may vary on a case-to-case basis.*



BEHR PREMIUM PLUS® Interior Paint



This declaration is an environmental product declaration (EPD) in accordance with ISO 14025. EPDs rely on Life Cycle Assessment (LCA) to provide information on a number of environmental impacts of products over their life cycle. Exclusions: EPDs do not indicate that any environmental or social performance benchmarks are met, and there may be impacts that they do not encompass. LCAs do not typically address the site-specific environmental impacts of raw material extraction, nor are they meant to assess human health toxicity. EPDs can complement but cannot replace tools and certifications that are designed to address these impacts and/or set performance thresholds – e.g. Type 1 certifications, health assessments and declarations, environmental impact assessments, etc. Accuracy of Results: EPDs regularly rely on estimations of impacts, and the level of accuracy in estimation of effect differs for any particular product line and reported impact. Comparability: EPDs are not comparative assertions and are either not comparable or have limited comparability when they cover different life cycle stages, are based on different product category rules or are missing relevant environmental impacts. EPDs from different programs may not be comparable.

PROGRAM OPERATOR	UL Environment
DECLARATION HOLDER	Behr
DECLARATION NUMBER	4787851154.101.1
DECLARED PRODUCT	BEHR PREMIUM PLUS® Interior Paint & Primer in One
REFERENCE PCR	PCR for architectural coatings: NAICS 325510, NSF 2015
DATE OF ISSUE	November 14, 2017
PERIOD OF VALIDITY	5 Years
CONTENTS OF THE DECLARATION	Product definition and information about building physics Information about basic material and the material's origin Description of the product's manufacture Indication of product processing Information about the in-use conditions Life cycle assessment results Testing results and verifications
The PCR review was conducted by:	Review Panel Chair: Thomas P. Gloria ncss@nsf.org
This declaration was independently verified in accordance with ISO 14025 by Underwriters Laboratories <input type="checkbox"/> INTERNAL <input checked="" type="checkbox"/> EXTERNAL	 Wade Stout, UL Environment
This life cycle assessment was independently verified in accordance with ISO 14044 and the reference PCR by:	 Thomas P. Gloria, Industrial Ecology Consultants

This EPD conforms with ISO 21930:2007



## Product Definition

This Environmental Product Declaration covers Behr Process Corporation BEHR PREMIUM PLUS® Interior Paint & Primer in One Collection, which deliver a durable and beautiful finish. Behr Premium Plus Interior Paint is available in flat, eggshell, satin, semi-gloss, and high gloss sheens. Colors include white and two tint bases for virtually unlimited color options.

## Declared Product Description

The BEHR PREMIUM PLUS® Interior Paints are a GREENGUARD® Gold certified 100% acrylic, Paint & Primer in One that contain low VOC and provide exceptional value and durability. They seal both uncoated and previously painted surfaces to create a finish that resists mildew, stains, moisture and wear, and stands up to scrubbing. This product line includes the following sheens: Premium Plus Interior Flat, Premium Plus Interior Eggshell, Premium Plus Interior Satin, Premium Plus Interior Semi-gloss, and Premium Plus Interior High Gloss, and is available in half-pint, quart, 1-gallon, 2-gallon, and 5-gallon size containers. There are tint bases offered for all sheens in the series as follows: White, Medium, and Deep Bases that allow custom tinting to any desired color.

**Table 1: List of BEHR PREMIUM PLUS® Interior Paint Formulas**

Product Number	Sheen	Base Type
1050	Flat	White
1300A	Flat	Deep
1400	Flat	Medium
2050	Eggshell	White
2300	Eggshell	Deep
2400	Eggshell	Medium
3050	Satin	White
3300	Satin	Deep
3400	Satin	Medium
3050	Semi-Gloss	White
3300	Semi-Gloss	Deep
3400	Semi-Gloss	Medium
8050	High-Gloss	White
8300	High-Gloss	Deep
8400	High-Gloss	Medium



## Product Components Related to Life Cycle Assessment

The material composition of the paints are in the following range:

**Table 2: Material composition range in % by mass for the Premium Plus Interior Paints product line**

	Minimum [%]	Maximum [%]
Acrylic resin	29	76
Additive	0	0.2
Attapulgite clay	1	10
Coalescent	0.6	3.5
Defoamer	0	0.7
Dispersant	0	1.3
Nepheline syenite	0	31
Opacifying polymer	0	4.6
pH buffer	0.1	0.4
Preservative	0.5	0.8
Rheology modifier	2.8	5.3
Solvent	0	2
Surfactant	0.2	1
Titanium dioxide	0	30
Water	7.9	29

The functional unit for the study is covering and protecting 1m<sup>2</sup> of substrate for a period of 60 years (the assumed lifetime of a building), exhibiting 97% opacity after drying. The functional unit and reference flow required for the functional unit were calculated for both the market life and design life as prescribed by the PCR. Market life for interior paints is 5 years and design life is based on the quality as determined by ASTM test methods for scrub resistance (ASTM D2486 - 06(2012)e1), burnish (ASTM D6736 - 08(2013)), and washability (ASTM D4828 - 94(2012)e1). Design life for paint products are shown in Table 3 and market life is shown in Table 4. Results were calculated for all base and sheen formulations. For further technical information on Behr Premium Plus Interior Paints, visit [www.behr.com](http://www.behr.com).

**Table 3: Design life by coating type and quality designation**

Coating Type	Low Quality	Mid Quality	High Quality	Alternative
Interior Paint	3 years	7 years	15 years	N/A
Exterior Paint	5 years	10 years	20 years	Warranty

**Table 4: Design Life- Lifetime, reference flow, and quantity of colorant**

	Lifetime (years)	Amount of paint needed during lifetime (kg / Functional Unit)	Amount of tint needed during lifetime (lb / Functional Unit)
1050	15	0.591	0.0344
1400	15	0.559	0.092
1300A	15	0.519	0.118



ENVIRONMENTAL PRODUCT DECLARATION



BEHR PREMIUM PLUS® Interior Paint

According to ISO 14025

2050	15	0.534	0.0358
2400	15	0.518	0.0949
2300	15	0.468	0.123
3050	15	0.518	0.0363
3400	15	0.501	0.0962
3300	15	0.45	0.125
7050	15	0.509	0.0366
7400	15	0.474	0.0986
7300	15	0.431	0.128
8050	15	0.512	0.0365
8400	15	0.484	0.0976
8300	15	0.428	0.128

**Table 5: Market Life- Lifetime, reference flow, and quantity of colorant**

	Lifetime (years)	Amount of paint needed during lifetime (kg / Functional Unit)	Amount of tint needed during lifetime (lb / Functional Unit)
1050	5	1.77	0.0744
1400	5	1.68	0.194
1300A	5	1.56	0.243
2050	5	1.6	0.0758
2400	5	1.55	0.196
2300	5	1.41	0.247
3050	5	1.55	0.0762
3400	5	1.5	0.198
3300	5	1.35	0.248
7050	5	1.53	0.0765
7400	5	1.42	0.199
7300	5	1.29	0.25
8050	5	1.54	0.0821
8400	5	1.45	0.215
8300	5	1.28	0.268





## Scope and Boundaries of the Life Cycle Assessment

### System Boundaries

The LCA was performed according to ISO 14040 standards. The system is a cradle-to-grave LCA and includes the following modules as defined in the PCR. The declaration covers the full range of Premium Plus sold in the North American market for the reference year.

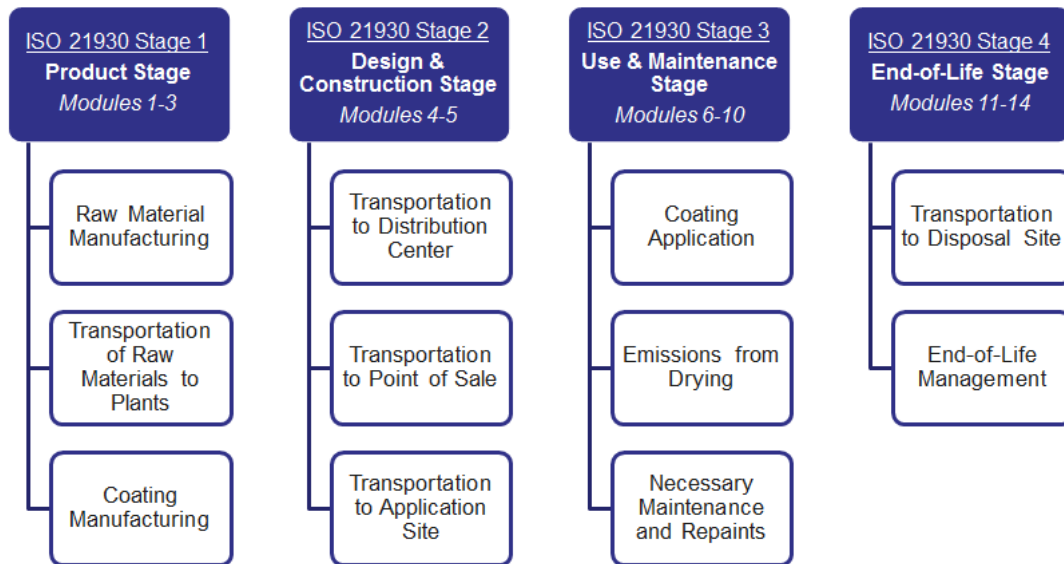


Figure 1: System boundaries for cradle to grave LCA

### Assumptions

The described modeling approach makes assumptions in order to represent the cradle-to-grave environmental performance of Behr paint products. These assumptions include those that are prescribed by the PCR, such as in packaging disposal and recovery treatment, as well as transportation distances and use phase assumptions.

### Cut-off Criteria

No cut-off criteria are defined by this study. For processes within the system boundary, all available energy





and material flow data have been included in the model.

### Data Quality

Primary data were obtained from Behr's eight facilities, one each in Chicago Heights, IL; Allentown, PA; St. Louis, MO; Roanoke, TX; and Atlanta, GA; and three in Santa Ana, CA for the 2016 reference year. Background data were obtained from the GaBi 2017 database and are representative of the years 2007-2016. Overall, both primary and background data are representative of the product system and have been deemed very good quality.

### Allocation

Manufacturing inputs for the eight facilities were allocated to each paint product by volume.

### Product Stage

BEHR PREMIUM PLUS® Interior Paints are produced at Behr's production facilities according to the following processing steps.

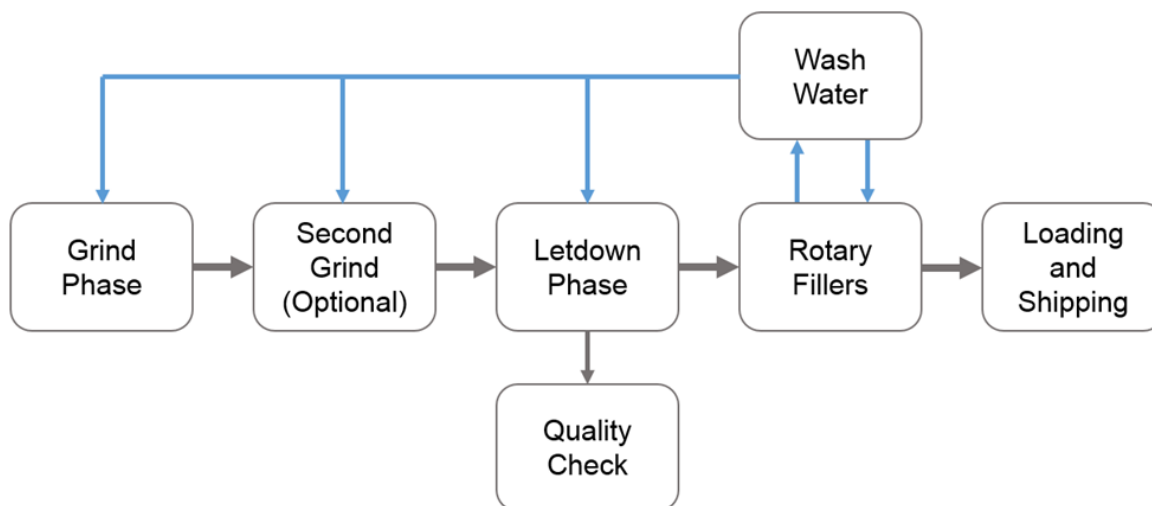


Figure 2: Behr process flow schematic





### Design and Construction Stage

---

The design and construction stage begins with the packaged paint product leaving the production site and ends with the coating being delivered to the point of application. Within this stage, the paint product is modeled as distributed to a warehouse and from there to Home Depot stores. At the stores, it is purchased and transported to the point of application. This stage also includes the addition of colorant, represented by carbon black, at the point of sale, per the PCR.

### Use and Maintenance Stage

---

#### Application and Use

---

The use stage begins when the user applies the product to a substrate. Environmental burdens associated with repaints are attributed to the original stage in which they occurred (e.g. production of the coating for the repaint is attributed to Stage 1 - Product). This stage does not require any energy or additional cleaning inputs, but includes the VOCs emitted during application. The BEHR PREMIUM PLUS® Interior Paints are Zero VOC coatings. This product line, like most Zero VOC paints, emits very low amounts of VOCs. Most emissions occur during painting and for 48 hours after. Some continue for two weeks or longer. While VOC emissions are still very low, sensitive groups such as babies and asthma/allergy sufferers should minimize exposure. These paints have less than five grams of VOC emissions per liter of paint, based on the ANSI/ASHRAE Standard 62.1-2007 test method.

#### Health, Safety, and Environmental Aspects during Installation

---

Customers obtain material from a store or have the store deliver it. The customer or their contractor applies the coating to substrate(s) at customer site(s). The coating remains on the substrate material until the substrate is disposed of. This may include up to a 60 year life time, with additional /subsequent protective coatings. If the coating is handled and applied using the recommendations in the safety data sheet and technical data sheet, minimal health and environmental impacts should occur, and maximum product and substrate life should be expected.

#### Waste

---

Disposal of any leftover coating and discarded packaging is categorized under the end-of-life stage. A 10% paint loss rate during application was included per the PCR.

#### Packaging

---



## ENVIRONMENTAL PRODUCT DECLARATION



BEHR PREMIUM PLUS® Interior Paint

According to ISO 14025

BEHR Premium Plus® Interior Paints are available in half pint, quart, 1-gallon, 2-gallon and 5-gallon containers. Plastic packaging is often made from 100% recycled material.

### End of Life Stage

---

#### Recycling or Reuse

---

Home Depot stores encourage customers to use PaintCare or local paint recycling programs.

#### Unused Materials

---

The manufacturing facilities recycle materials and by-products. The Chicago Heights, Atlanta, Garry, and Roanoke facilities also send off-spec products to GDB International, an organization that recycles paint waste into paint products.

#### Disposal

---

Product end-of-life occurs with the disposal of the substrate material. 100% of the waste is disposed of in a landfill at the end-of-life stage, and cannot be separated from the substrate before disposal. Packaging is recovered at a rate of 9.5% for plastics, 33% for metals, and 65% for paper and corrugate material. Recovery rates represent the average fraction of generated waste that is recovered in the US.

### Life Cycle Impact Assessment

---

In accordance to the guiding PCR, TRACI 2.1 impact characterization methodology is used to calculate the declared environmental impacts, except for global warming potential results, which follow the methodology in the IPCC 5th assessment report. Additional inventory metrics are also calculated per the guiding PCR. The declared impacts and inventory metrics are summarized in this section.



Key Environmental Parameters

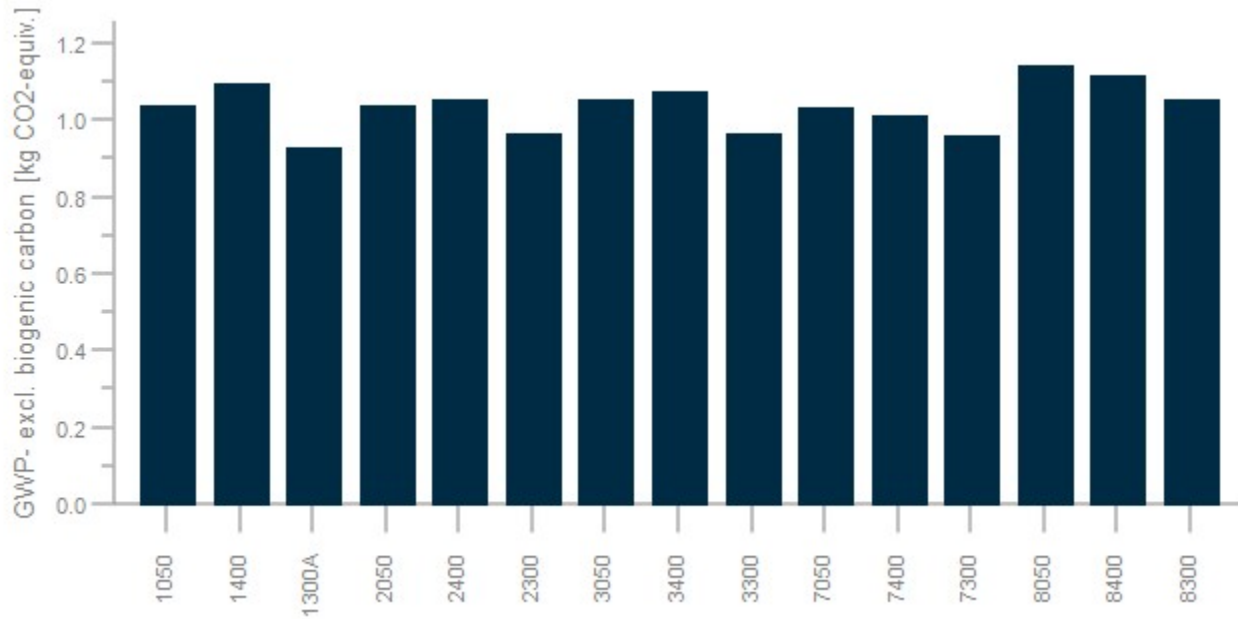


Figure 3: Global warming potential, excluding biogenic carbon for design lifetime

Table 6: Impact assessment results for design lifetime by PCR stages, (representative product, Premium Plus 1050)

	Stage 1	Stage 2	Stage 3	Stage 4
GWP, excl. biogenic carbon [kg CO2-Equiv.]	8.19E-01	1.82E-01		3.33E-02
GWP, incl. biogenic carbon [kg CO2-Equiv.]	8.16E-01	1.79E-01		3.39E-02
Acidification [kg SO2-Equiv.]	8.68E-03	5.10E-04		4.70E-04
Eutrophication [kg N-Equiv.]	1.60E-04	4.60E-05		1.80E-04
Ozone depletion [kg CFC 11-Equiv.]	8.11E-10	4.83E-12		1.14E-10
Smog formation [kg O3-Equiv.]	4.10E-02	1.21E-02	5.64E-12	4.13E-03



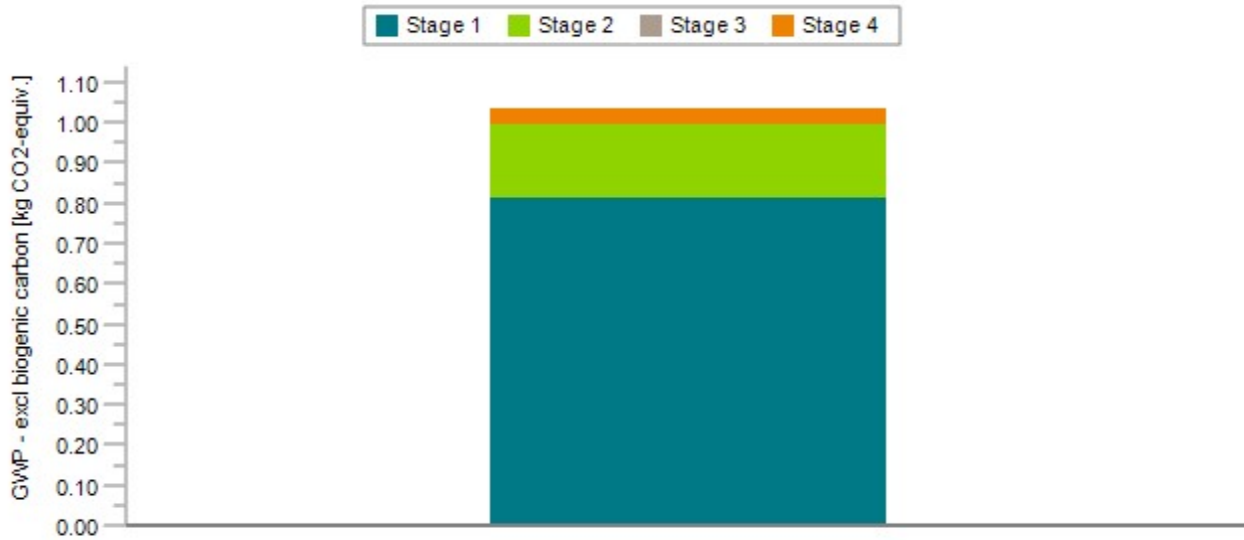


Figure 4: Global warming Potential, excluding biogenic carbon for design lifetime, (representative product, Premium Plus 1050)

Table 7: Impact assessment results for design lifetime

	GWP, excl. biogenic carbon [kg CO <sub>2</sub> -Equiv.]	GWP, incl. biogenic carbon [kg CO <sub>2</sub> -Equiv.]	Acidification [kg SO <sub>2</sub> -Equiv.]	Eutrophication [kg N-Equiv.]	Ozone depletion [kg CFC 11-Equiv.]	Smog formation [kg O <sub>3</sub> -Equiv.]
1050	1.03E00	1.03E00	9.66E-03	3.86E-04	9.30E-10	5.73E-02
1400	1.09E00	1.05E00	3.88E-03	4.55E-04	1.64E-08	5.71E-02
1300A	9.27E-01	9.19E-01	3.06E-03	3.19E-04	8.09E-10	4.59E-02
2050	1.04E00	1.03E00	8.26E-03	3.63E-04	1.08E-09	5.39E-02
2400	1.06E00	1.05E00	6.89E-03	3.47E-04	9.39E-10	5.14E-02
2300	9.62E-01	9.51E-01	3.05E-03	3.06E-04	1.55E-09	4.39E-02
3050	1.05E00	1.05E00	8.54E-03	3.58E-04	1.05E-09	5.33E-02
3400	1.07E00	1.07E00	6.91E-03	3.43E-04	9.47E-10	5.12E-02
3300	9.63E-01	9.53E-01	3.04E-03	2.98E-04	1.40E-09	4.29E-02
7050	1.03E00	1.03E00	8.95E-03	3.52E-04	1.04E-09	5.21E-02
7400	1.01E00	1.00E00	6.27E-03	3.23E-04	1.12E-09	4.72E-02
7300	9.61E-01	9.52E-01	2.98E-03	2.88E-04	1.14E-09	4.15E-02
8050	1.14E00	1.14E00	9.53E-03	3.69E-04	8.90E-10	5.60E-02
8400	1.12E00	1.11E00	7.27E-03	3.44E-04	9.99E-10	5.15E-02
8300	1.05E00	1.05E00	3.20E-03	3.00E-04	9.34E-10	4.46E-02



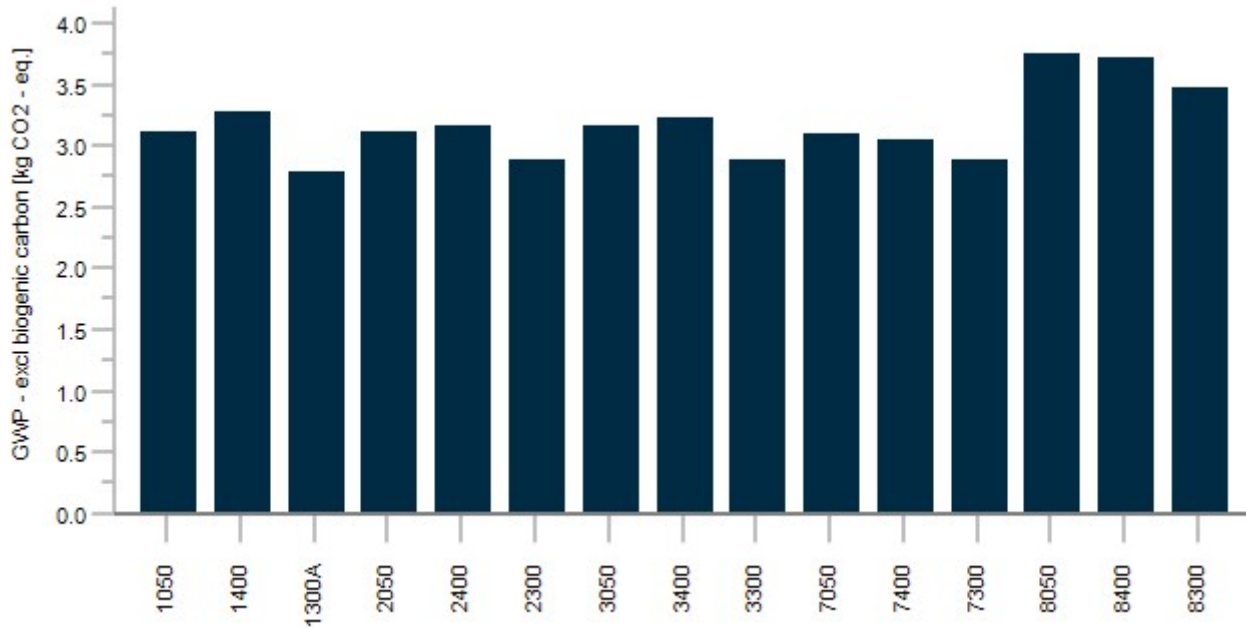


Figure 5: Global warming potential, excluding biogenic carbon for market lifetime

Table 8: Life cycle inventory data for market lifetime, (representative product, Premium Plus 1050)

	Stage 1	Stage 2	Stage 3	Stage 4
GWP, excl. biogenic carbon [kg CO2-Equiv.]	2.46E00	5.48E-01	-	9.98E-02
GWP, incl. biogenic carbon [kg CO2-Equiv.]	2.45E00	5.38E-01	-	1.02E-01
Acidification [kg SO2-Equiv.]	2.61E-02	1.53E-03	-	1.41E-03
Eutrophication [kg N-Equiv.]	4.82E-04	1.38E-04	-	5.40E-04
Ozone depletion [kg CFC 11-Equiv.]	2.44E-09	1.45E-11	-	3.44E-10
Smog formation [kg O3-Equiv.]	1.23E-01	3.65E-02	7.96E-03	1.24E-02



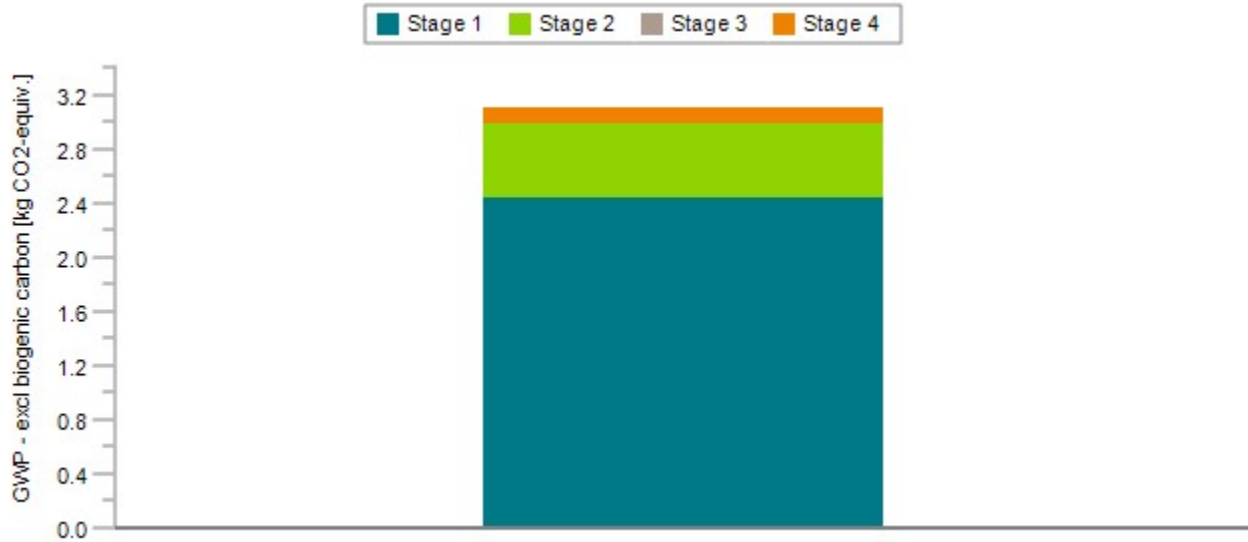


Figure 6: Global warming Potential, excluding biogenic carbon for market lifetime, (representative product, Premium Plus 1050)

Table 9: Impact assessment results for market lifetime

	GWP, excl. biogenic carbon [kg CO2-Equiv.]	GWP, incl. biogenic carbon [kg CO2-Equiv.]	Acidification [kg SO2-Equiv.]	Eutrophication [kg N-Equiv.]	Ozone depletion [kg CFC 11-Equiv.]	Smog formation [kg O3-Equiv.]
1050	3.10E00	3.09E00	2.90E-02	1.16E-03	2.79E-09	1.72E-01
1400	3.28E00	3.15E00	1.17E-02	1.36E-03	4.91E-08	1.71E-01
1300A	2.78E00	2.76E00	9.19E-03	9.58E-04	2.43E-09	1.38E-01
2050	3.12E00	3.10E00	2.48E-02	1.09E-03	3.23E-09	1.62E-01
2400	3.17E00	3.15E00	2.07E-02	1.04E-03	2.82E-09	1.54E-01
2300	2.89E00	2.85E00	9.15E-03	9.18E-04	4.65E-09	1.32E-01
3050	3.16E00	3.14E00	2.56E-02	1.07E-03	3.15E-09	1.60E-01
3400	3.22E00	3.20E00	2.07E-02	1.03E-03	2.84E-09	1.53E-01
3300	2.89E00	2.86E00	9.11E-03	8.93E-04	4.21E-09	1.29E-01
7050	3.10E00	3.08E00	2.68E-02	1.06E-03	3.13E-09	1.56E-01
7400	3.04E00	3.01E00	1.88E-02	9.70E-04	3.36E-09	1.42E-01
7300	2.88E00	2.86E00	8.94E-03	8.64E-04	3.43E-09	1.25E-01
8050	3.43E00	3.41E00	2.86E-02	1.11E-03	2.67E-09	1.68E-01
8400	3.35E00	3.33E00	2.18E-02	1.03E-03	3.00E-09	1.55E-01
8300	3.16E00	3.14E00	9.60E-03	9.00E-04	2.80E-09	1.34E-01





**Material and Energy Resources, Emissions, and Wastes**

The additional inventory results required by the PCR for each product are shown in the tables below.

**Table 10: Energy resources for design lifetime, (representative product, Premium Plus 1050) [MJ, net calorific value]**

	Stage 1	Stage 2	Stage 3	Stage 4
Crude oil (resource)	6.05E00	2.87E00	-	2.59E-01
Hard coal (resource)	1.87E00	8.47E-02	-	-2.67E-02
Lignite (resource)	3.97E-01	9.44E-03	-	1.40E-02
Natural gas (resource)	8.24E00	1.40E-01	-	4.31E-02
Peat (resource)	8.74E-04	5.32E-06	-	-5.36E-08
Uranium (resource)	7.02E-01	4.31E-02	-	5.29E-03
Primary energy from geothermics	1.73E-02	1.45E-03	-	-2.01E-04
Primary energy from hydro power	1.36E-01	9.78E-03	-	2.91E-03
Primary energy from solar energy	5.38E-01	1.03E-01	-	2.43E-02
Primary energy from waves	1.44E-08	4.14E-15	-	-2.94E-09
Primary energy from wind power	1.66E-01	7.72E-03	-	2.86E-03

**Table 11: Material resources for design lifetime, (representative product, Premium Plus 1050)**

	Stage 1	Stage 2	Stage 3	Stage 4
Non renewable resources	1.26E00	3.00E-02	-	1.44E-01
Renewable resources	3.24E02	1.69E01	-	1.29E01

**Table 12: Other environmental information for design lifetime, (representative product, Premium Plus 1050)**

	Stage 1	Stage 2	Stage 3	Stage 4
Blue water consumption [kg]	3.85E00	7.39E-01	-	4.12E-02
Hazardous waste, deposited [kg]	1.74E-06	5.62E-07	-	2.01E-09
Non-hazardous waste, deposited [kg]	1.15E-02	2.88E-04	-	6.72E-01
Recycled materials [kg]	-	-	-	7.74E-03
Secondary raw material [kg]	5.47E-04	-	-	-





**Table 13: Energy resources for market lifetime, (representative product, Premium Plus 1050) [MJ, net calorific value]**

	Stage 1	Stage 2	Stage 3	Stage 4
Crude oil (resource)	1.82E01	8.63E00	-	7.78E-01
Hard coal (resource)	5.63E00	2.55E-01	-	-8.04E-02
Lignite (resource)	1.19E00	2.84E-02	-	4.21E-02
Natural gas (resource)	2.48E01	4.22E-01	-	1.29E-01
Peat (resource)	2.63E-03	1.60E-05	-	-1.68E-07
Uranium (resource)	2.11E00	1.30E-01	-	1.58E-02
Primary energy from geothermics	5.19E-02	4.34E-03	-	-6.05E-04
Primary energy from hydro power	4.08E-01	2.94E-02	-	8.73E-03
Primary energy from solar energy	1.62E00	3.08E-01	-	7.29E-02
Primary energy from waves	4.33E-08	1.24E-14	-	-8.85E-09
Primary energy from wind power	5.00E-01	2.32E-02	-	8.56E-03

**Table 14: Material resources for market lifetime, (representative product, Premium Plus 1050)**

	Stage 1	Stage 2	Stage 3	Stage 4
Non renewable resources	3.77E00	9.00E-02		4.31E-01
Renewable resources	9.71E02	5.08E01		3.88E01

**Table 15: Other environmental information for market lifetime, (representative product, Premium Plus 1050)**

	Stage 1	Stage 2	Stage 3	Stage 4
Blue water consumption [kg]	1.16E01	2.22E00	-	1.24E-01
Hazardous waste, deposited [kg]	5.24E-06	1.69E-06	-	6.03E-09
Non-hazardous waste, deposited [kg]	3.45E-02	8.65E-04	-	2.02E00
Recycled materials [kg]	-	-	-	2.33E-02
Secondary raw material [kg]	1.64E-03	-	-	-

**Impact Assessment Interpretation**

For the BEHR Premium Plus® Interior Paint products, raw materials and manufacturing (Stage 1) are the highest contributors to all impact categories. The impact from the design and construction stage is comparatively small but not insignificant and can be mostly attributed to transportation.





### Other Environmental Information



#### GREENGUARD Certification

BEHR PREMIUM PLUS® Interior Paint is GREENGUARD and GREENGUARD Gold Certified. This third-party certification assures our paints are low-emitting and contribute to healthy indoor environments.

GREENGUARD Certification establishes acceptable indoor air standards for indoor products, environments, and buildings. GREENGUARD Gold Certification offers stricter certification criteria, considers safety factors to account for sensitive individuals (such as children and the elderly), and ensures that a product is acceptable for use in environments such as schools and healthcare facilities.

GREENGUARD certified products are referenced standards in numerous sustainable building initiatives including: Leadership in Energy and Environmental Design (LEED®), Collaborative for High Performance Schools (CHPS), Green Guide for Health Care (GGHC), Sustainable Building Industry Council (SBIC) and many others. For more information on the GREENGUARD Certification Program emission standards visit [greenguard.org](http://greenguard.org).



#### MPI Extreme Green Performance™ Standard (MPI GPS-2-12)

BEHR PREMIUM PLUS® Interior Paint is certified with the MPI Extreme Green Performance™ (X-Green) Standard, a three-pronged standard that has requirements on indoor air quality, durability, and environmental safety of paint products.

MPI's Green Performance™ Standards were established to challenge the thinking that VOC level alone should determine a 'green' coating. MPI believes that performance and durability are critical to true sustainability, since premature failure and the frequent repainting that results inevitably leads to greater VOC emissions and non-sustainable and costly maintenance operations. Therefore, paints certified to MPI's Green Performance™ Standard:

- 1) Provide performance and durability equal to their 'conventional' counterparts;
- 2) Have eliminated or contain only trace quantities of various undesirable chemical compounds such as phthalates;
- 3) Have reduced VOC. MPI's GPS 2 -- the most stringent in North America when introduced in 2007 -- has a maximum allowable VOC of 50 g/l across the board for all paint types.

The Extreme Green Environmental Performance™ Standard, which complements MPI's Green Performance™ Standards includes the following additional requirements:

- 1) No carcinogenic ingredients;
- 2) Maximum 50 g/l VOC;
- 3) Submit a third-party test result verifying they meet CHPS (Collaborative for High Performance Schools) emissions requirements;
- 4) The certification of emissions compliance to CHPS must be within 2 years of testing.

The MPI Green Performance™ Standard is the only green paint/coatings certification required by both the US and Canadian governments, and referenced by the South Coast Air Quality Management District (SCAQMD).





## References

GABI TS 2017 thinkstep AG; GaBi ts: Software-System and Database for Life Cycle Engineering. Copyright, TM. Stuttgart, Echterdingen, 1992-2016.

IPCC 2013 IPCC. (2013). *Climate Change 2013: The Physical Science Basis*. Genf, Schweiz: IPCC.

ISO 14025 ISO 14025:2011-10 Environmental labels and declarations - Type III environmental declarations - Principles and procedures

ISO 14040 ISO 14040:2009-11 Environmental management - Life cycle assessment - Principles and framework

ISO 14044 ISO 14044:2006-10 Environmental management - Life cycle assessment - Requirements and guidelines

NSF 2015 NSF. (2015). *Product Category Rule (PCR) for Architectural Coatings*. USA: NSF.

USEPA 2012 NUS Environmental Protection Agency. (2012). *Tool for the Reduction and Assessment of Chemical and other Environmental Impacts (TRACI) – User's Manual*. Washington, D.C.: U.S. EPA.

USEPA 2015 US Environmental Protection Agency. (2015, June). *Advancing Sustainable Materials Management: 2013 Fact Sheet. Assessing Trends in Material Generation, Recycling and Disposal in the United States*. Retrieved from US EPA: [https://www.epa.gov/sites/production/files/2015-09/documents/2013\\_advncng\\_smm\\_fs.pdf](https://www.epa.gov/sites/production/files/2015-09/documents/2013_advncng_smm_fs.pdf)

## Contact Information

### Study Commissioner



Paint  
Company

Behr Process Corporation

+1 (714) 545-7101, [EHS@Behr.com](mailto:EHS@Behr.com)

3001 S. Yale St., Santa Ana, CA 92704

[www.behr.com](http://www.behr.com)

### LCA Practitioner



thinkstep

thinkstep, inc.

+1 (617) 247-4477, [info@thinkstep.com](mailto:info@thinkstep.com)

170 Milk St, 3rd floor, Boston, MA 02109

[www.thinkstep.com](http://www.thinkstep.com)